

2I Waterslide Foil for Exhibitions

Between two sheets of plastic arranged in tiles and available in various measurements the water flow runs downwards into a very small basin without splashing.

KEY FEATURES:

- very small basin measurements
- no splash water
- very low noise emission
- optimally visible water
- clear partitioning
- transparent but still seeming opaque
- bonding with labeling foil
- available with plates on which can be projected
- modular system with 450mm raster elements
- realizable heights up to 6m
- no splits between the nozzle plate segments
- special measurements available

A World First!

Water flows down between foils very fast and uniformly.

Thereby small distances to visitors and minimal basin measurements are possible.

In combination with our 2.C Watercolors wonderful effects can be created, e.g. used as a partition – a real eye catcher.

The foil is manufactured according to your needs and wishes and is used only once.

Because the water gets out at no time, small basin measurements with a width of 300mm are possible.

This almost noiseless system has no influence on the ambient air.

Only intended for use at exhibitions!

THE POSSIBILITIES:

Version 2I:

Suspended from a customer-provided truss

Version 2IF:



Freestanding in a frame

Version 2IW:

For installation on a customer-provided wall unit

Version 2IR:

Semicircular design in a frame



RASTER MEASUREMENTS:

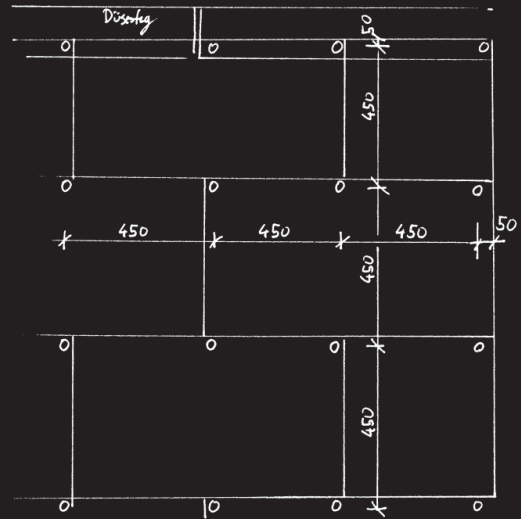
The screwing forms a raster out of 450x450mm sections.

These plates are available:

- 1 field = 450x450mm
- 2 fields = 450x900mm.

Because of the overlap the raster is surrounded by a border of 50mm.

$$\text{Width} = 50\text{mm} + 4 \times 450\text{mm} + 50\text{mm} = 1900\text{mm}$$



BASIN MEASUREMENTS:

Length:

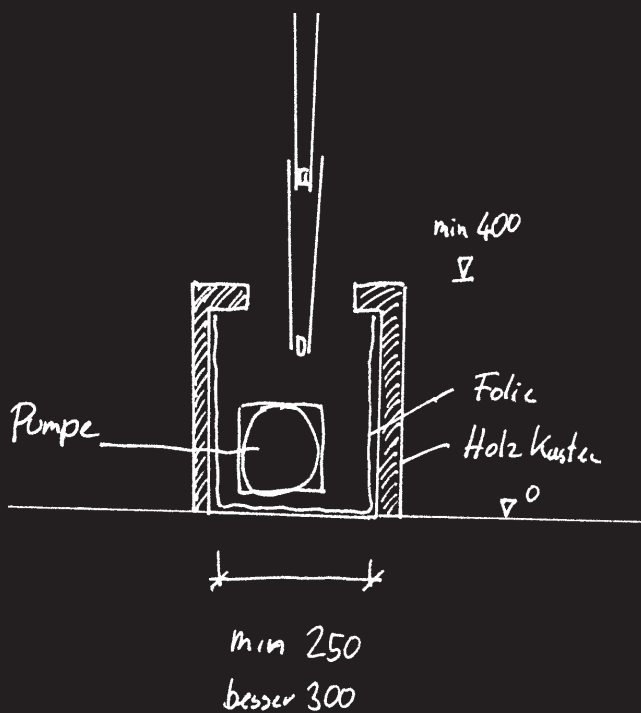

- with internal pipework = wall + 300mm
- with external pipework = wall + 200mm

Internal width:

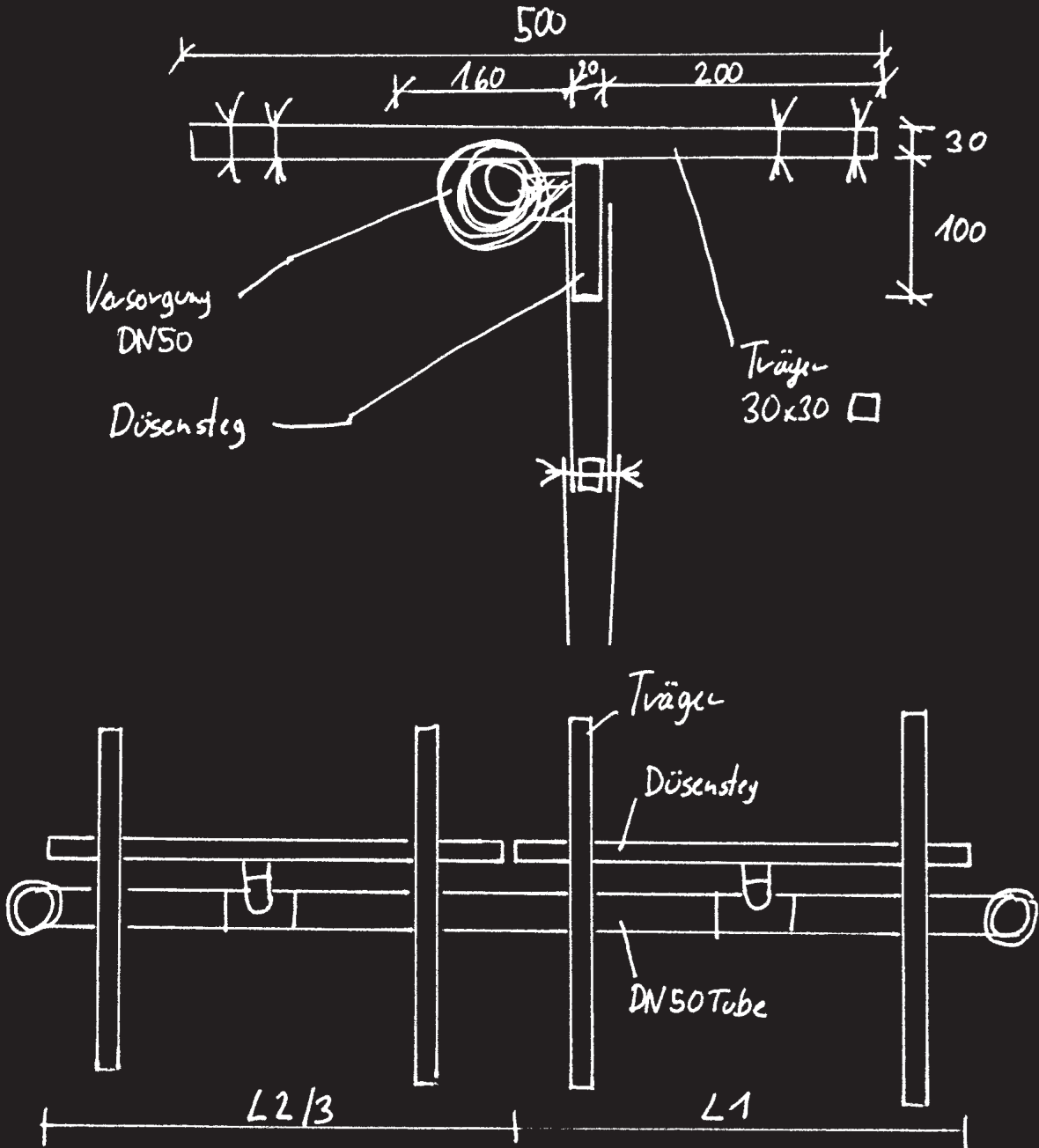
- min. 250mm
- better 300mm

Internal height:

- min. 400mm
- max. customizable



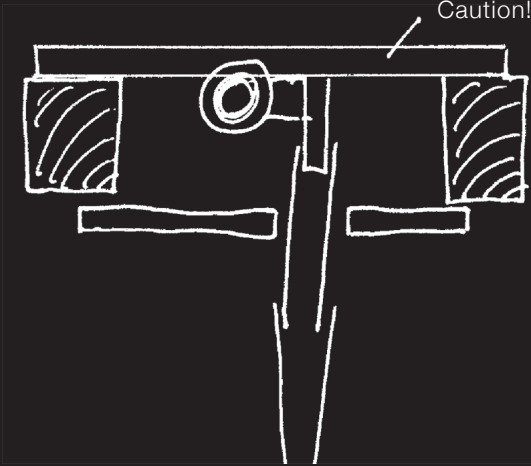
NOZZLE PLATE MEASUREMENTS:



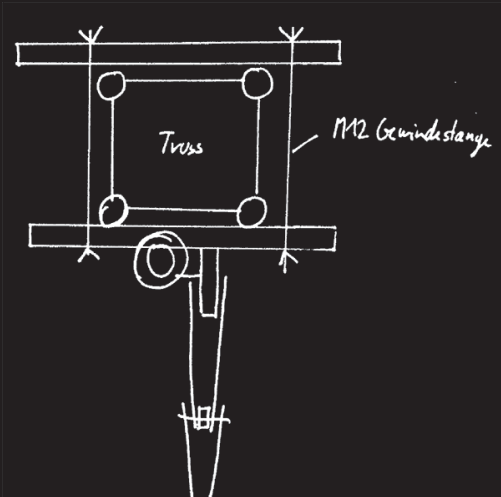

- L1 = 990mm = basic module 2 fields
- L2 = 890mm = expansion 2 fields
- L3 = 440mm = expansion 1 field

INSTALLATION OPTIONS:


Caution! Eccentric suspension



Wooden or metallic bearing



Suspended from truss using thread rods



Watershow.de GmbH
 Phone +49 9395 - 87 88 975
 E-Mail sales@watershow.de
 Web www.watershow.de